

PURLIN BRACING

BE0001 - PURLIN BRACING ATTACHMENT METHODS

BE0200 - BRACE ANGLE KEY PLAN THROUGH FASTENED ROOFS

BE0210 - BRACE ANGLE INSTALLATION

BE0220 - BRACE CHANNEL INSTALLATION AT INTERMEDIATE SPACES

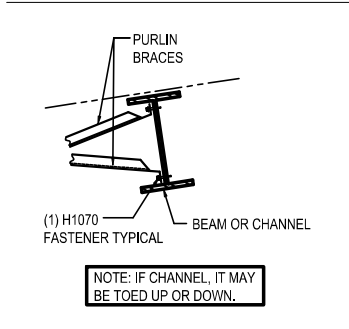
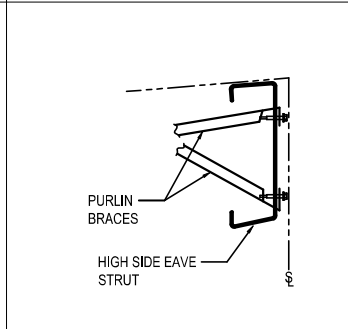
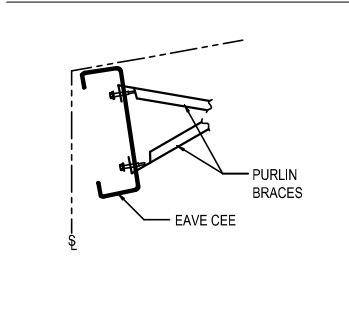
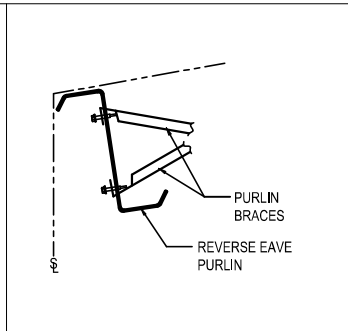
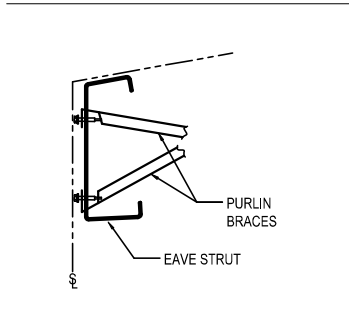
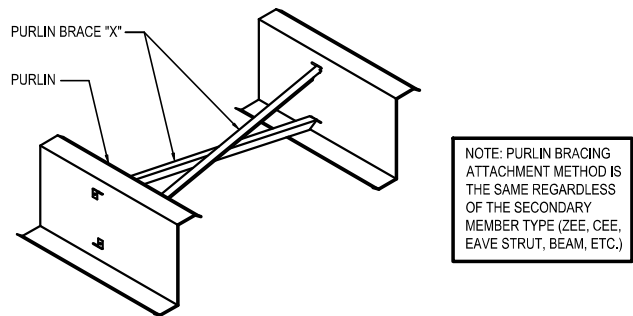
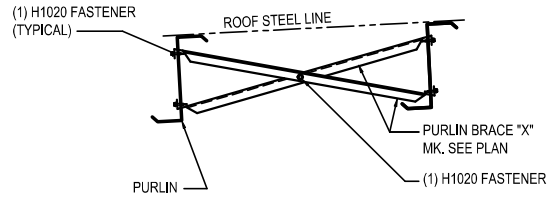
BE0230 - BRACE CHANNEL INSTALLATION AT RIDGE SPACE

BE0001 - PURLIN BRACING ATTACHMENT METHODS

[Download the DWG file by clicking here.](#)

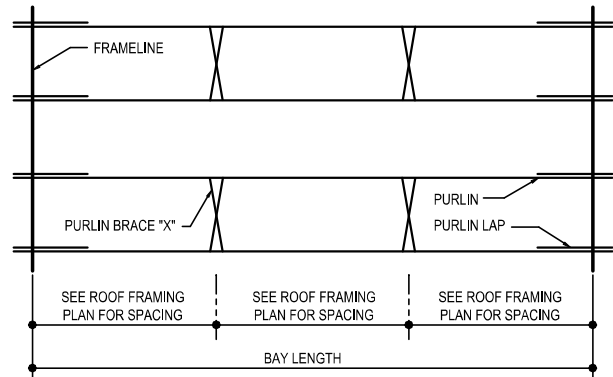
INSTALLATION INSTRUCTIONS

- 1) FOR PURLIN BRACE "X", INSERT ANGLES "BACK-TO-BACK" INTO THE FACTORY PUNCHED SLOTS. BEND TABS AS SHOWN AND FASTEN THROUGH TAB WITH (1) H1020 FASTENER PER END.
- 2) CONNECT PURLIN BRACE "X" AT THE ANGLE INTERSECTION WITH (1) H1020 FASTENER.
- 3) PURLIN BRACING IS NOT TO DISTORT OR ALTER PURLINS FROM THEIR INTENDED SHAPE OR LOCATION.
- 4) SEE DETAILS BELOW FOR ADDITIONAL INFORMATION WHEN ATTACHING TO ALTERNATE FRAMING MEMBERS.



PLAN VIEW OF PURLIN BRACING LOCATIONS PER BAY

- 1) SEE ROOF FRAMING PLAN(S) FOR PURLIN BRACE MARK NUMBERS, QUANTITIES AND LOCATIONS.
- 2) (2) ROWS OF PURLIN BRACING IS SHOWN BELOW FOR REFERENCE ONLY. ACTUAL NUMBER OF ROWS MAY VARY PER BAY AND PER PROJECT, SEE ROOF FRAMING PLAN(S) FOR SPACING.



PURLIN BRACING ATTACHMENT METHODS

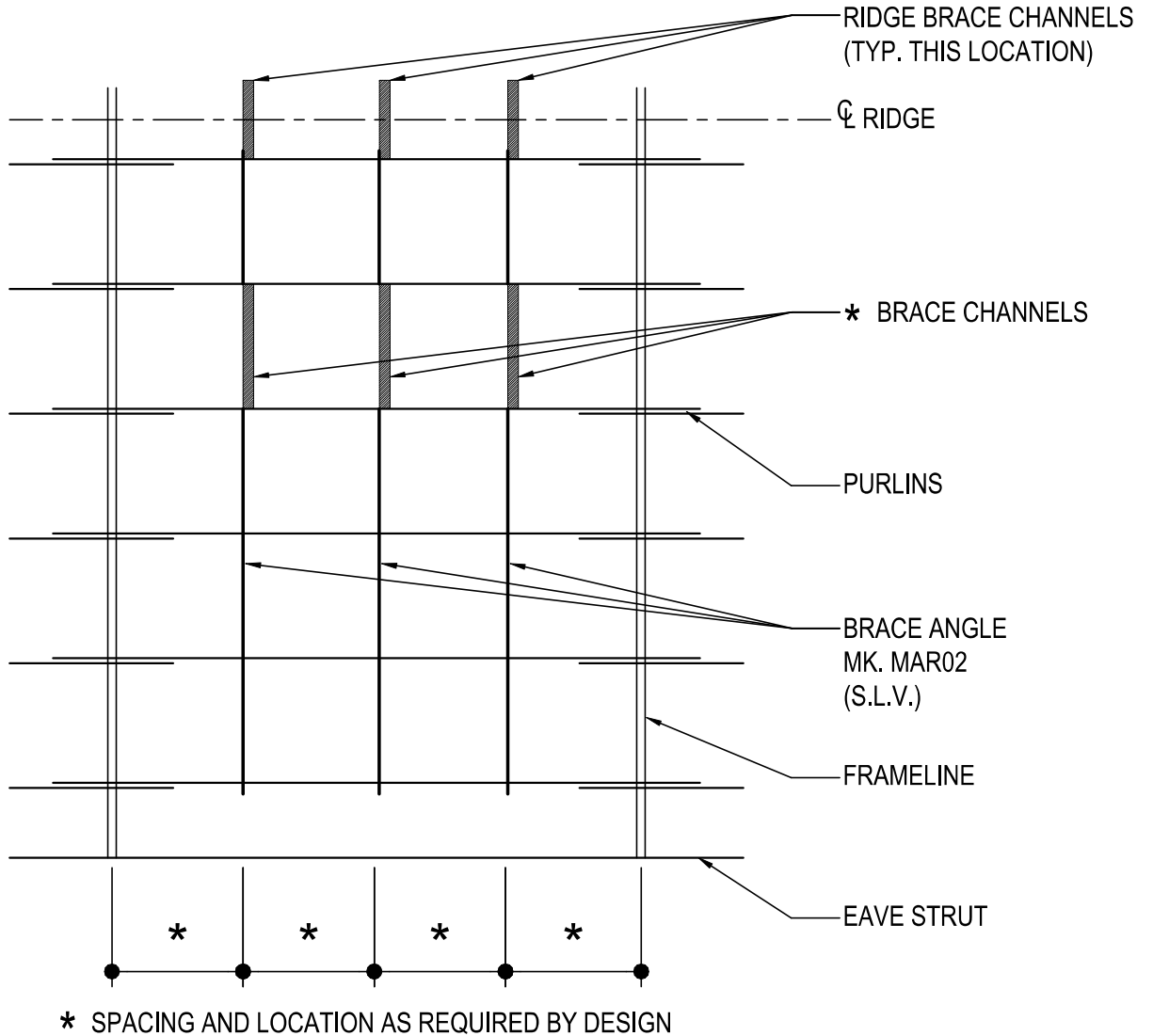
BE0001

Detailer Notes:

- 1) N/A

BE0200 - BRACE ANGLE KEY PLAN-THROUGH FASTENED ROOFS

[Download the DWG file by clicking here.](#)



BRACE ANGLE KEY PLAN

8", 9 1/2", 12" PURLINS WITH THROUGH FASTENED ROOFS

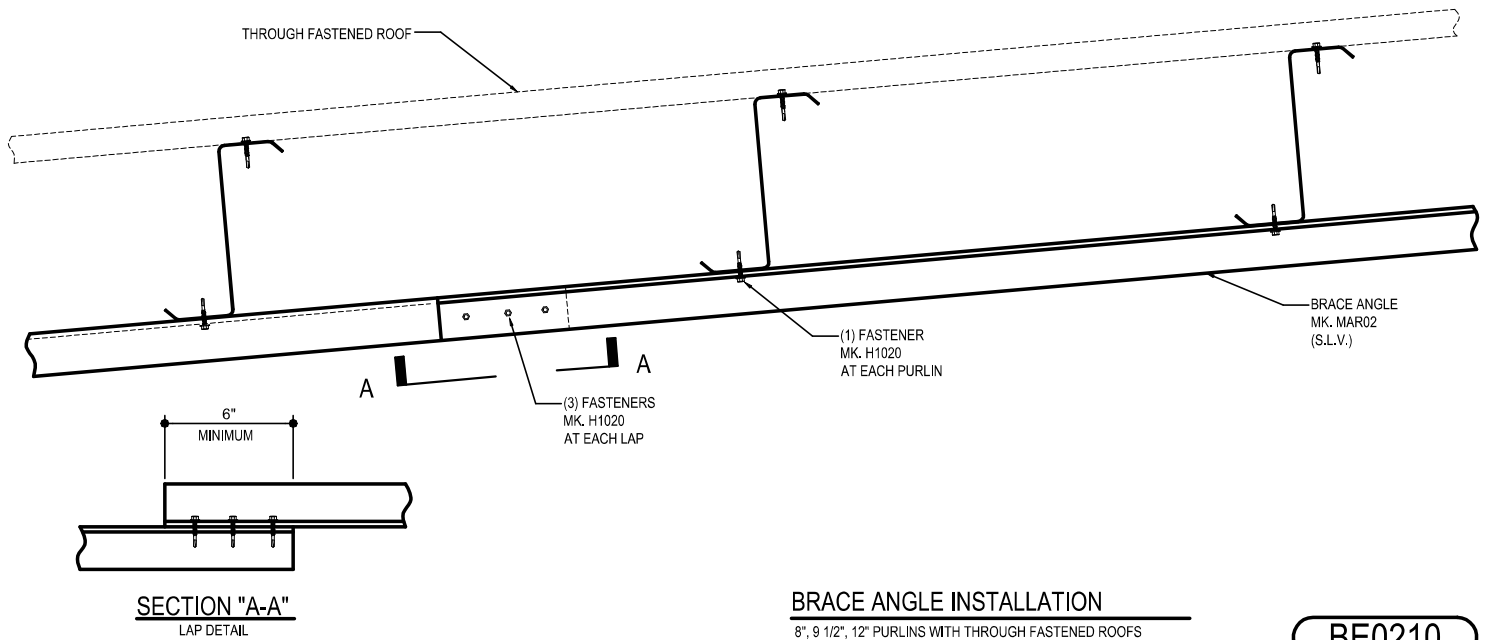
BE0200

Detailer Notes:

1) N/A

BE0210 - BRACE ANGLE INSTALLATION

[Download the DWG file by clicking here.](#)

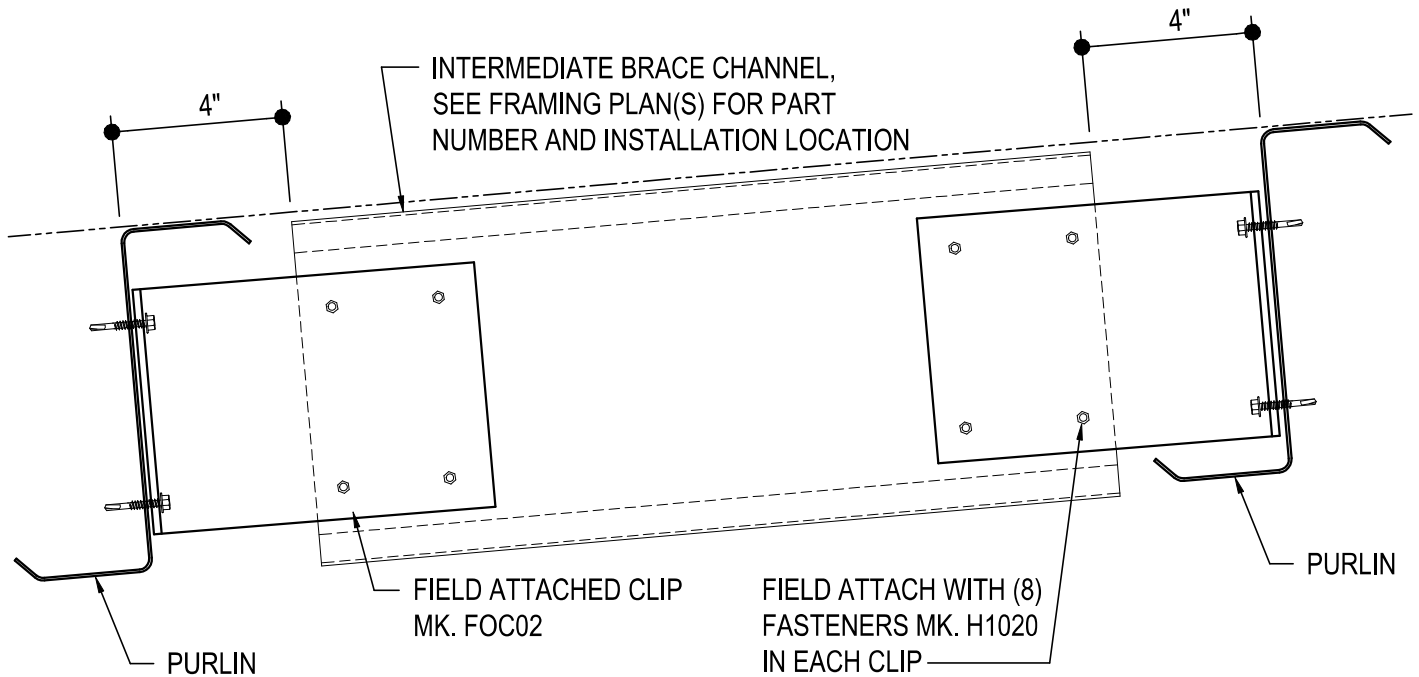


Detailer Notes:

- 1) N/A

BE0220 - BRACE CHANNEL INSTALLATION AT INTERMEDIATE SPACES

[Download the DWG file by clicking here.](#)



BRACE CHANNEL INSTALLATION

AT INTERMEDIATE SPACES AT THROUGH FASTENED ROOFS

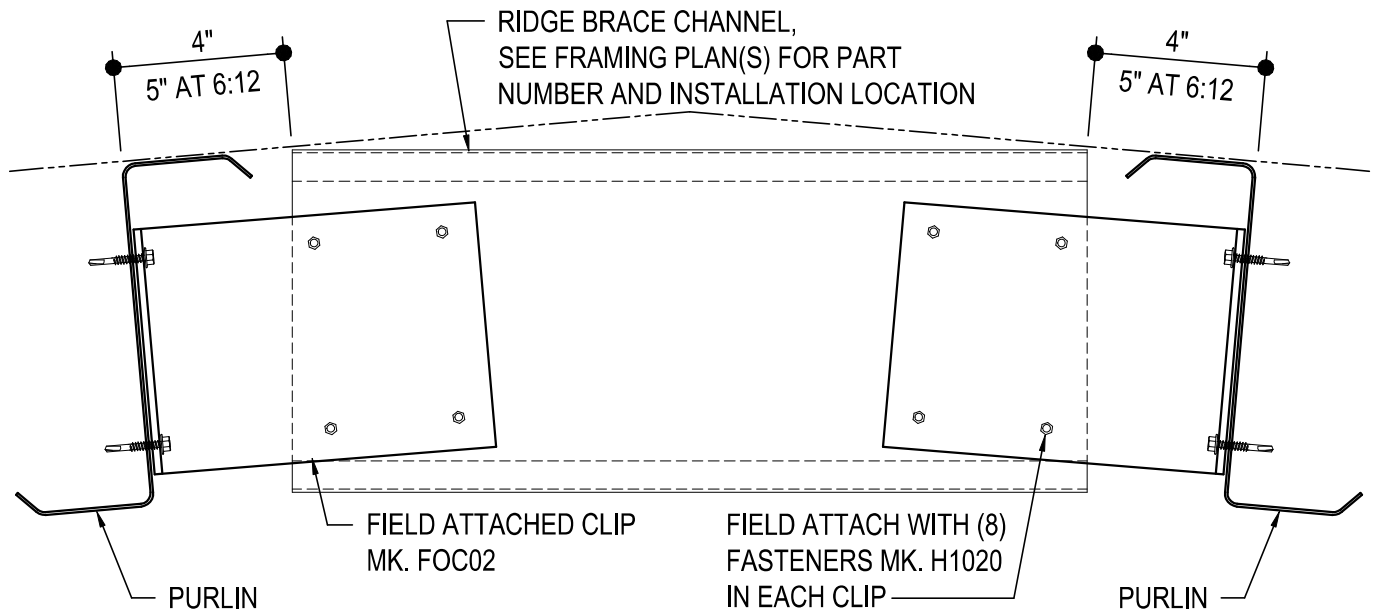
BE0220

Detailer Notes:

- 1) N/A

BE0230 - BRACE CHANNEL INSTALLATION AT RIDGE SPACE

[Download the DWG file by clicking here.](#)



BRACE CHANNEL INSTALLATION

AT RIDGE SPACE AT THROUGH FASTENED ROOFS

BE0230

Detailer Notes:

- 1) N/A